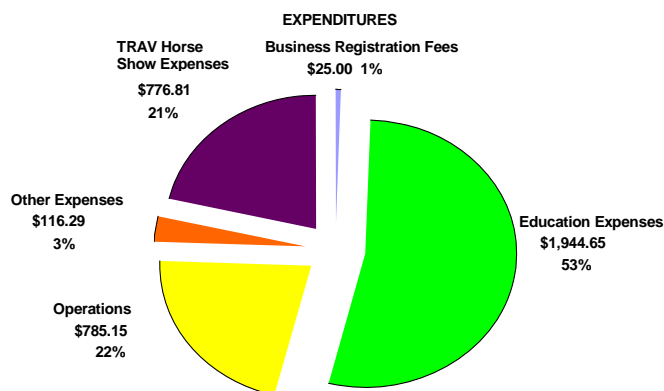




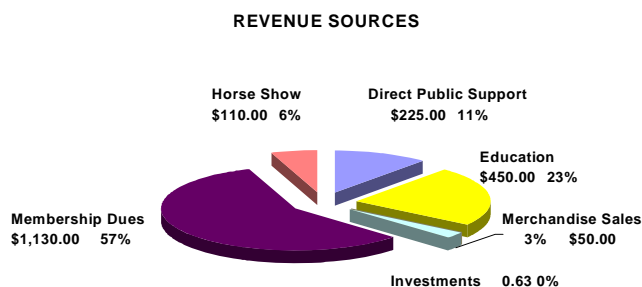
# 2008 ANNUAL REPORT

January 2009

The Therapeutic Riding Association of Virginia (TRAV) continued in 2008 to support the therapeutic riding industry, and to educate the public, riding centers, and individuals interested in therapeutic riding. In line with the mission of TRAV, the majority of expenses (53%) were for education. Operations were the next largest category, but still a modest 22%. The third significant expense category was the annual TRAV horse show.



The largest majority of the revenue came from membership dues (57%), followed by education at 23%.



## TRAV Mission

### Encourage

To encourage and motivate positive activity and growth within member operating centers through educational opportunities and networking for staff members, volunteers and disabled riders.

### Regulate

To ensure therapeutic horseback riding is fostered through the establishment of published safety regulations that member-operating centers must meet or exceed, and to educate non-member programs and individuals on the importance of these guidelines.

### Educate

To provide current information to medical professionals, parents, horsemen and the community as to the numerous benefits of therapeutic riding through videos, publications, newsletters, and seminars. To provide continuing educational opportunities for member operating centers.

### To Promote Benefits

To further the medical, therapeutic, recreational and social stimulation derived through horseback riding for people with disabilities.

## Changes at TRAV

TRAV made the web site information more accessible and easier to locate and understand. The TRAVeler Newsletter is also available on the web site for members and non-members to read.



## Therapeutic Riding in VA

TRAV analyzed data from Virginia's Therapeutic Riding Centers in late 2008. Fifteen of the 19 member centers participated in the survey. Nine of the 15 centers are Premier Centers. There are 41 registered instructors, seven advanced instructors, and two master instructors. There are currently 10 individuals in training to become an instructor. Centers serve between 10 and 200 students annually. Over 1400 therapeutic riding students were served in 2008. Seven centers serve 50 students or fewer annually; three serve between 51 and 85 and five serve between 86 and 200.

## WIHS

TRAV sponsored a booth for the 50th anniversary of the Washington International Horse Show, October 21-26. Volunteers from many of the northern Virginia therapeutic riding centers answered questions and provided information to the riders and visitors who attended the show.




## TRAV Horse Show

The sixteenth annual TRAV horse show was once again a huge success in October, not only giving over 100 disabled riders the opportunity to compete, but the opportunity to meet each other, and show others what the riders can and do accomplish. Eleven centers participated in the show this year, ten from Virginia and one from North Carolina. Riders participated in divisions that allowed them to show their abilities. The high point trophy went to Hoofbeats, and the therapy horse of the year was Ginger from Hoofbeats. Show managers, Lynda McGarry and Stormie Hazen-Shelton did a great job organizing and managing the show. Everyone made this a safe, fun and impressive day.



**TRAV**  
**P.O. Box 531**  
**Upperville, VA 20184**



ADDRESS CORRECTION REQUESTED